

Name: \_\_\_\_\_

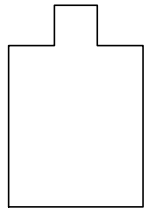
Date: \_\_\_\_\_

Teacher: \_\_\_\_\_

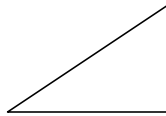
Class: \_\_\_\_\_

# Geometry

1) Select the shape that is SIMILAR to the shape on the left:



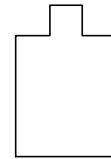
a.



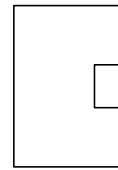
b.



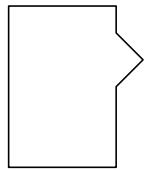
c.



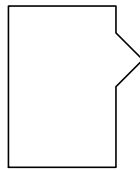
d.



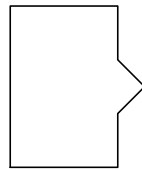
2) Select the shape that is SIMILAR to the shape on the left:



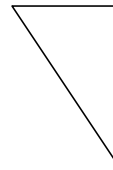
a.



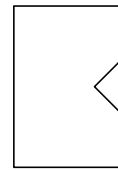
b.



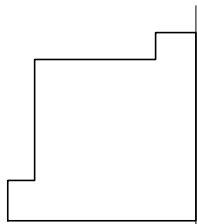
c.



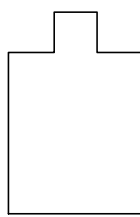
d.



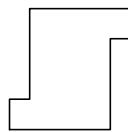
3) Select the shape that is SIMILAR to the shape on the left:



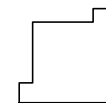
a.



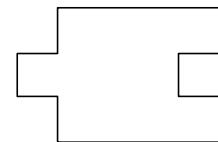
b.



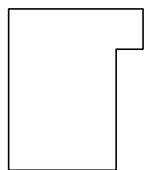
c.



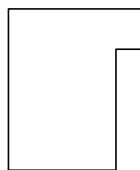
d.



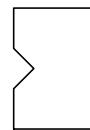
4) Select the shape that is SIMILAR to the shape on the left:



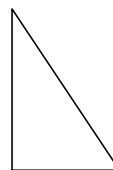
a.



b.



c.



d.



Name: \_\_\_\_\_

Date: \_\_\_\_\_

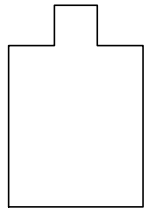
Teacher: \_\_\_\_\_

Class: \_\_\_\_\_

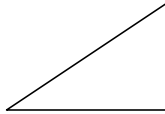
Answers

# Geometry

1) Select the shape that is SIMILAR to the shape on the left:



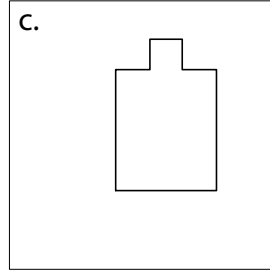
a.



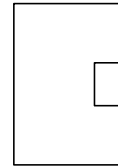
b.



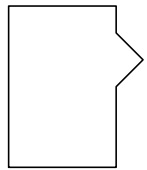
c.



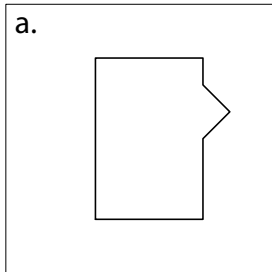
d.



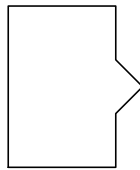
2) Select the shape that is SIMILAR to the shape on the left:




a.



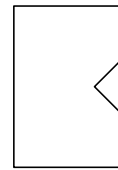
b.



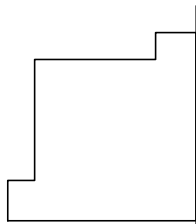
c.



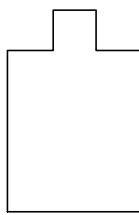
d.



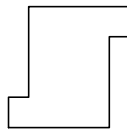
3) Select the shape that is SIMILAR to the shape on the left:



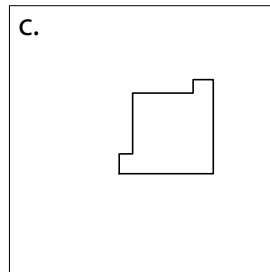
a.



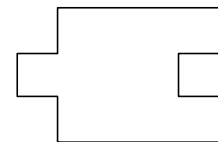
b.



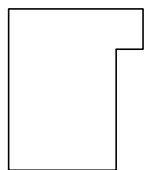
c.



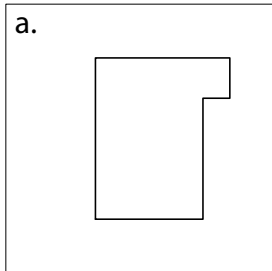
d.



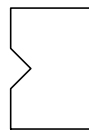
4) Select the shape that is SIMILAR to the shape on the left:



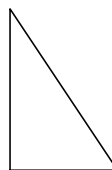
a.



b.



c.



d.

